




## PDF guides

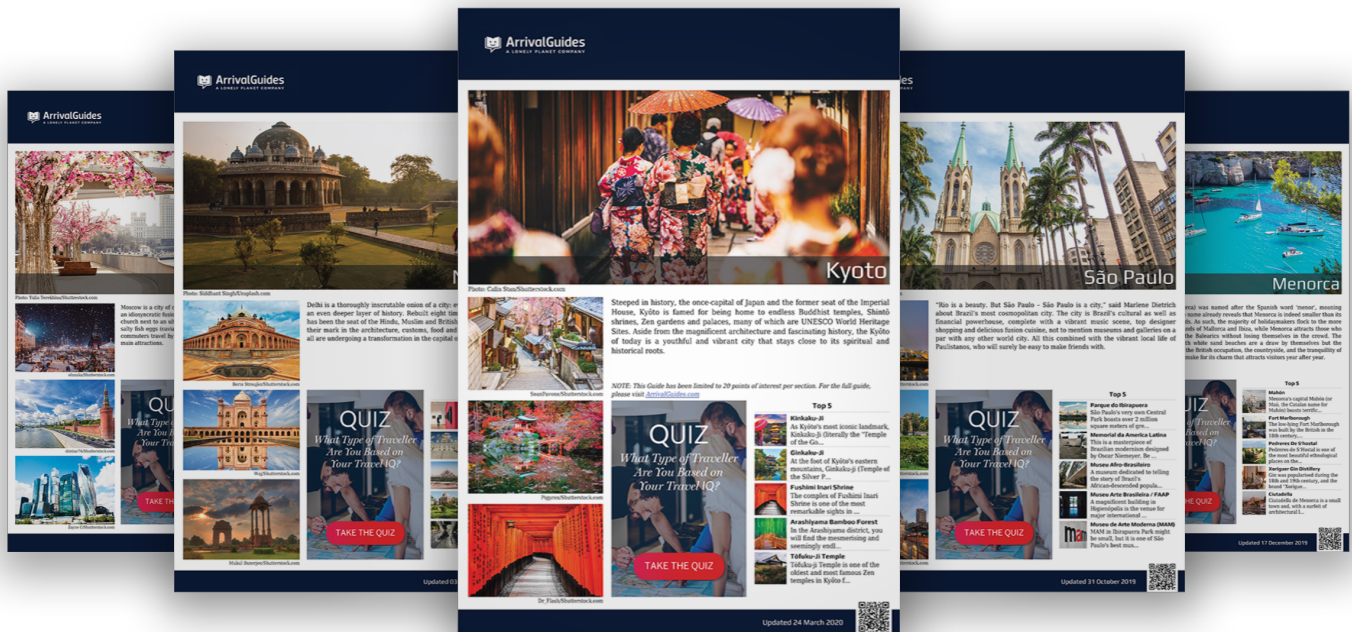
Explore our PDF travel guides to cities, countries, regions and islands across the globe





## Product description

Include downloadable PDF destination guides on your website, in booking confirmations, pre-travel emails and newsletters to give your customers a better travel experience.



Our co-branded digital travel guides to cities, countries, regions and islands across the globe are created by the ArrivalGuides editorial team of travel experts and/or our partner Tourism Boards and are a fast and easy way to add value and increase conversions.


The PDF guides are automatically generated based on the frequently updated content on [arrivalguides.com](https://arrivalguides.com). The guides include:


- An average of 15 sections, each dedicated to sought-after, essential information about the destination (best things to do & see, bars & nightlife, restaurants, and more)
- An average of 120 POIs (points of interest) dedicated to hand-picked local establishments, venues, containing information such as transportation, healthcare, entry/exit formalities, and other travel essentials
- Inspiring, custom-picked visuals – an image tied to each individual POI
- Detailed contact information for each business listed in the guide
- Regular content revision and updates, ensuring the guide remains relevant and up-to-date
- A full license to use and distribute the guide under your brand

## Explore past implementations

### Rentalcars.com



Rentalcars.com included our PDF guides in their promotional pre-trip emails, optimising the guide to the traveller's destination—in this case, Dubai.




Print my voucher

**Mr Kenny Burns, it's not long now...**


You've made a great choice in booking with us at rentalcars.com! It's worth noting that the car hire suppliers are independent from us and they all have different terms and conditions. Below is a quick checklist to steer you in the right direction. Have a great trip!

 <p><b>Mitsubishi Lancer</b> or similar</p> <p>Supplied by: </p>	<b>Drivers Name:</b> <i>Mr Kenny Burns</i>	<b>Confirmation number:</b> 373678752
	<b>Pick-Up:</b> Apr 16 2015 - 3:30:00 Dubai Airport <a href="#">Get Directions</a>	<b>Drop-Off:</b> Apr 26 2015 - 12:00:00 Dubai Airport <a href="#">Get Directions</a>

**Protect your excess for less**


Take our Damage Excess Refund - and if Thrifty withhold some or all of your excess, we'll refund it!

**Don't forget to take!**


 **Confirmation Voucher**

If we've already confirmed you can use an eVoucher, just download our app, save the eVoucher - and pick up your car with your phone!

If not, you'll need to take a print-out with you.  
[Click here to print your voucher](#)

 **Your Credit Card**

Must be in the main driver's name - and have




**FREE Travel Guide**

Want to find out about your chosen destination?

[Click here](#)

## Webjet

Webjet uses the PDF guides in their booking confirmation emails, including several options to download the customised guide.



The screenshot displays the Webjet website interface with a red header. The header includes the Webjet logo, the URL [webjet.co.nz](http://webjet.co.nz), and navigation links for FLIGHTS, HOTELS, CAR HIRE, and INSURANCE. A large banner image shows the Auckland skyline with the text "your trip to Auckland" and "your travel needs at Webjet - view deals below".

Overlaid on the left is a dark grey box representing a booking confirmation email. It contains the following text:

Hi Hayley,

Thank you for choosing Webjet to book your flights to Auckland.

We've put together a handy city guide to help you plan your trip. Click the 'Download Guide' button below to view.

Should you require any further assistance, please [contact](#) us. We wish you a very enjoyable trip, from the team at Webjet.

At the bottom of this overlay is a "Download Guide" button.

On the right side of the website, there is a "Free traveller guide" section. It includes a lightbulb icon and the text:

**Free traveller guide**

To help prepare for your trip, download a free [Auckland city guide](#). Read about popular activities, recommended restaurants, shopping districts, region maps and more! [Download Guide](#)

Below the banner, there is a dark blue section with the text "Receive \$20\* towards your hotel booking" and a red button that says "Use code: THANKYOUNZ". To the right of this is a "Book Now" button.

The footer of the website contains links for "Privacy policy", "Contact us", "Manage subscription", and "Unsubscribe".